

Features

- Pressure to 27,000 psi*
- Internal Helical Gear Reduction
- Durable and Compact
- Pressurized Lubrication System
- Easy Field Maintenance
- High Output Efficiency
- Corrosion Resistant Hardware

Applications

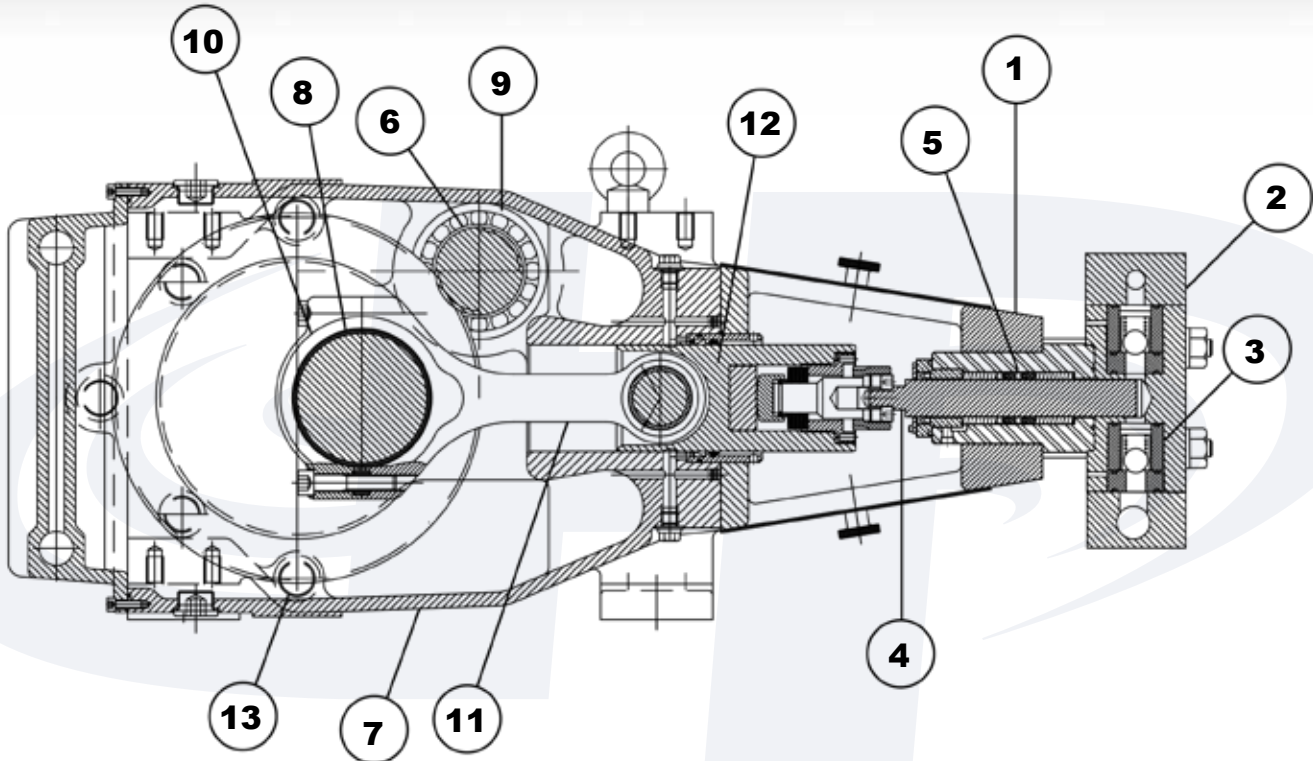
- Methanol Injection
- Hydrostatic Testing
- Chemical Injection
- Downhole Equalization
- Flushing
- HPU Charging
- Well Service

More

- Maximum Continuous Power 200 HP
- Maximum Intermittent Power 250 HP
- Internal Gear Ratio 4.52:1 (other ratios available)
- Maximum Continuous Input RPM 1600 RPM
- Maximum Intermittent Input RPM 2150 RPM
- 3.75" Stroke Length

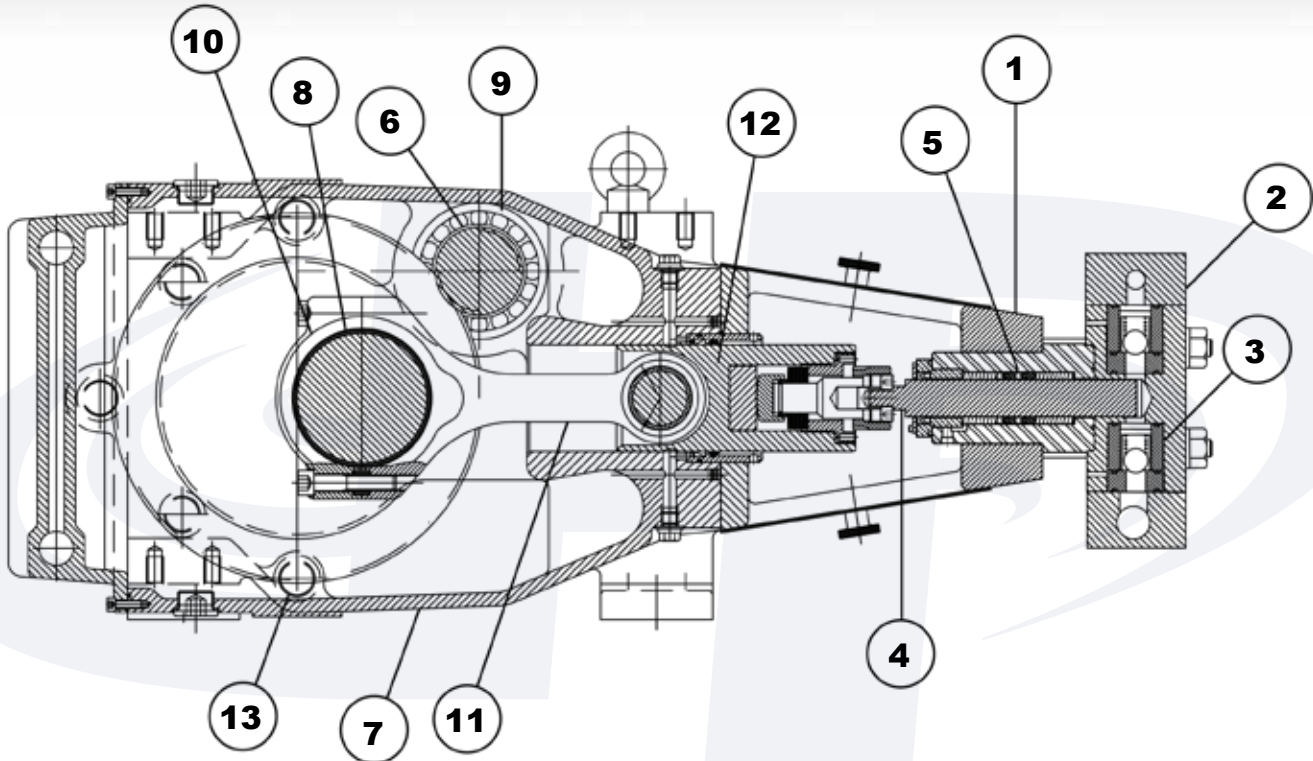
Plunger Dia.	Maximum Pressure PSI	Gallons Per Input Revolution	Volumes							
			2100 RPM		2000 RPM		1800 RPM		100 RPM	
			GPM	BPD	GPM	BPD	GPM	BPD	GPM	BPD
3/4"	27,000*	.0050	10.00	343	9.52	326	8.57	294	.48	16.32
7/8"	25,000*	.0069	13.61	466	12.96	444	11.66	400	.65	22.21
1"	20,000	.0090	17.77	609	16.92	580	15.23	522	.85	29.01
1-1/8"	15,750	.0114	22.49	771	21.42	734	19.28	661	1.07	36.72
1-3/16"	14,000	.0127	25.00	857	23.80	816	21.42	734	1.19	40.80
1-1/4"	12,500	.0140	27.77	952	26.44	907	23.80	816	1.32	45.33
1-3/8"	10,500	.0170	33.60	1,152	32.00	1,097	28.80	987	1.60	54.85
1-1/2"	9,000	.0202	39.98	1,371	38.08	1,305	34.27	1,175	1.90	65.28

Above flowrates based upon 100% volumetric efficiency
*Please consult with factory for pressures over 20,000 psi



Fluid End

- 1. Split Cylinder** The packing cylinder can be readily removed, thus giving easy accessibility to all replacement wear parts. Packing and plunger changes require minimal down time.
- 2. Fluid Cylinder Body** Machined from high quality solid block alloy or stainless steel, ground to precision for maximum pump performance.
- 3. Discharge and Suction Valve Assemblies** Each valve assembly is interchangeable and made from precision machine ground, hardened 17-4 PH stainless steel. No wing guide or threads are required, reducing field maintenance and increasing pump efficiencies. The Hydroplex ball valve is rated to 0000 psi and features a reversible seat in hardened stainless steel. Balls are highly polished, ground and hardened stainless steel. All o-ring seals are flat surface designed, which reduces o-ring cutting and provides maximum pressure sealing.
- 4. Power Plungers** The power plunger is heat-treated stainless steel ground and polished to an 8 rms surface finish for extended packing life.
- 5. Plunger Packing** Multiple element Chevron style packing is used and is self adjusting, requiring minimal field maintenance. Packing lubrication is achieved with gravity oil drip or grease injection.



Power Body

6. Direct Drive Quiet running pinion and main gears are helical cut and machined from high strength alloy steel, and can rotate in either direction. The internal gear reduction allows for direct drive coupling to most power sources.

7. Crankcase Oilfield rugged cast iron case protects internal components and the upper half of the case is easily removed for inspection and service.

8. Automotive Type Crankshaft Forged from alloy steel and balanced for continuous duty operations.

9. Shaft Bearings Precision conical tapered roller bearings support each shaft end.

10. Crankshaft Journal Bearings Journal bearings are high quality automotive type steel-backed inserts.

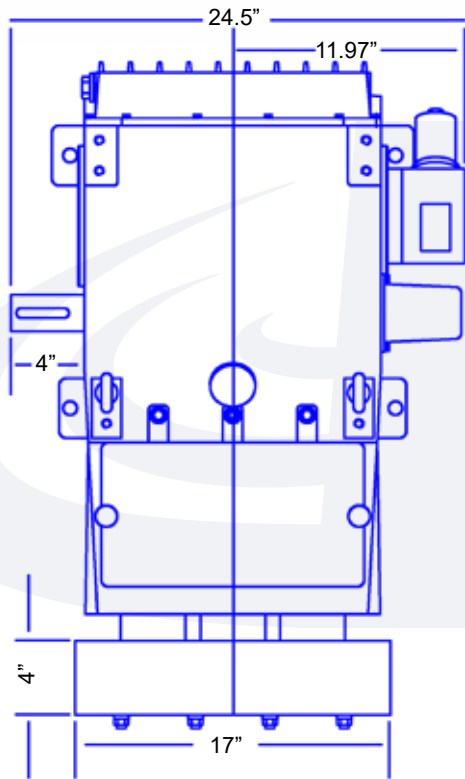
11. Connecting Links Links are cast iron with replaceable wrist-pin bushings.

12. Crossheads Heavy duty ductile iron crossheads eliminate side loads on power plungers.

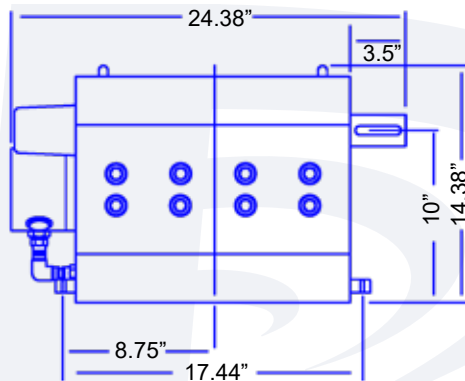
13. Pressure Lubrication System Oil in the crankcase is picked up by positive displacement lube oil pump and delivered to all moving parts. Crankshaft and connecting rods are rifle drilled for oil distribution.

*Optional auxiliary lube available for low speed operation.

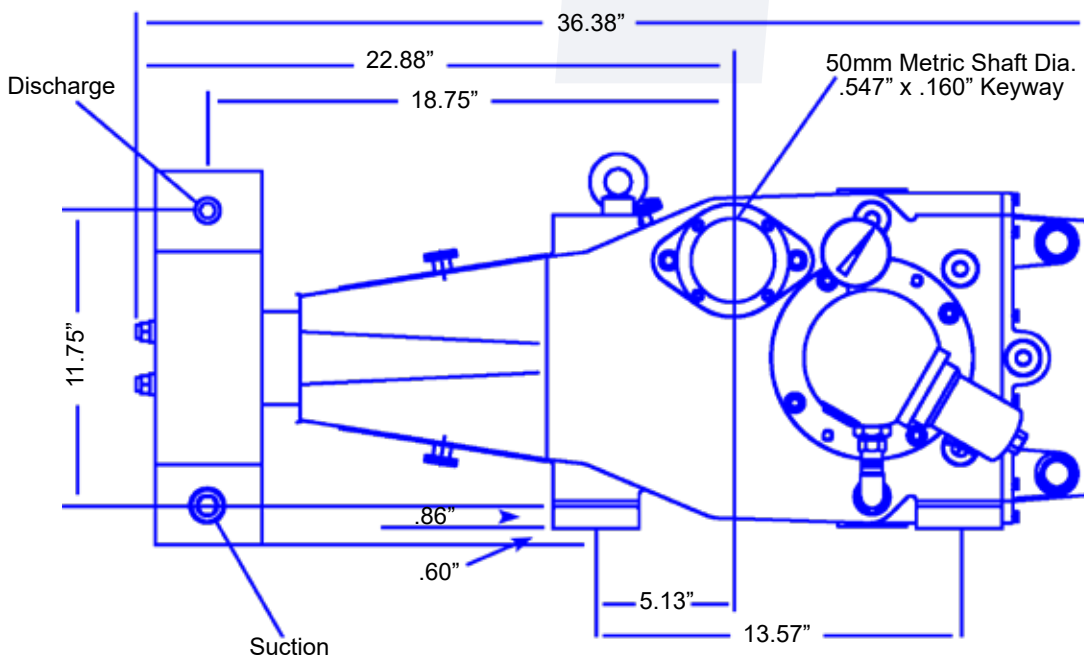
Dimensions



Top View



Front View



Side View